

Online CCA Registration

USER GUIDE for STUDENTS

Table of Contents

Login.....	1
CCA Registration	3
Print Confirmation Slip.....	4
Sample Confirmation Slip.....	5

LOGIN

URL: <https://hougang.schoolhub.sg>

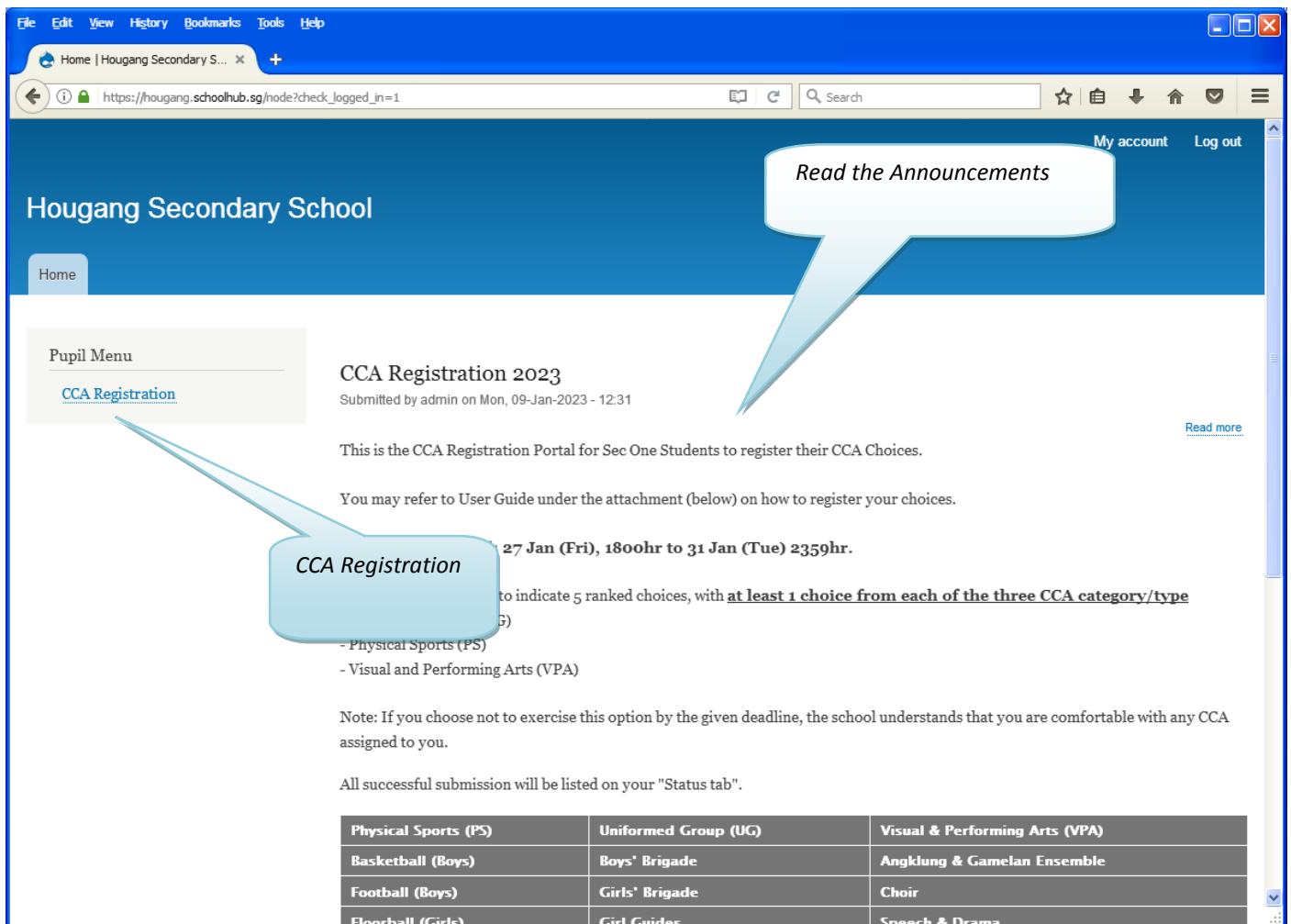
The screenshot shows a web browser window displaying the Hougang Secondary School CCA Registration 2023 portal. The page has a blue header with the school name and a 'Log in' button. Below the header is a 'Home' tab and a 'User login' section with input fields for 'Username *' and 'Password *', a 'Log in' button, and a 'Reset your password' link. The main content area is titled 'CCA Registration 2023' and includes a submission timestamp, a 'Read more' link, and a paragraph explaining the portal's purpose. It also lists the registration period (27 Jan (Fri), 1800hr to 31 Jan (Tue) 2359hr) and the criteria for registration, which require 5 ranked choices from at least 1 category/type. The categories listed are: Uniformed Group (UG), Physical Sports (PS), and Visual and Performing Arts (VPA). A note mentions that if the deadline is not met, the school will assign CCA. A final note states that successful submissions will be listed on the 'Status tab'. At the bottom, there is a table listing specific CCA options under each category.

Physical Sports (PS)	Uniformed Group (UG)	Visual & Performing Arts (VPA)
Basketball (Boys)	Boys' Brigade	Angklung & Gamelan Ensemble
Football (Boys)	Girls' Brigade	Choir
Floorball (Girls)	Girl Guides	Speech & Drama

Steps

- Enter Username
- Enter Password
- Enter the CAPTCHA "Math question"
- Click Log in button

Upon successful login, you will be able to see the CCA Registration link under Pupil Menu.

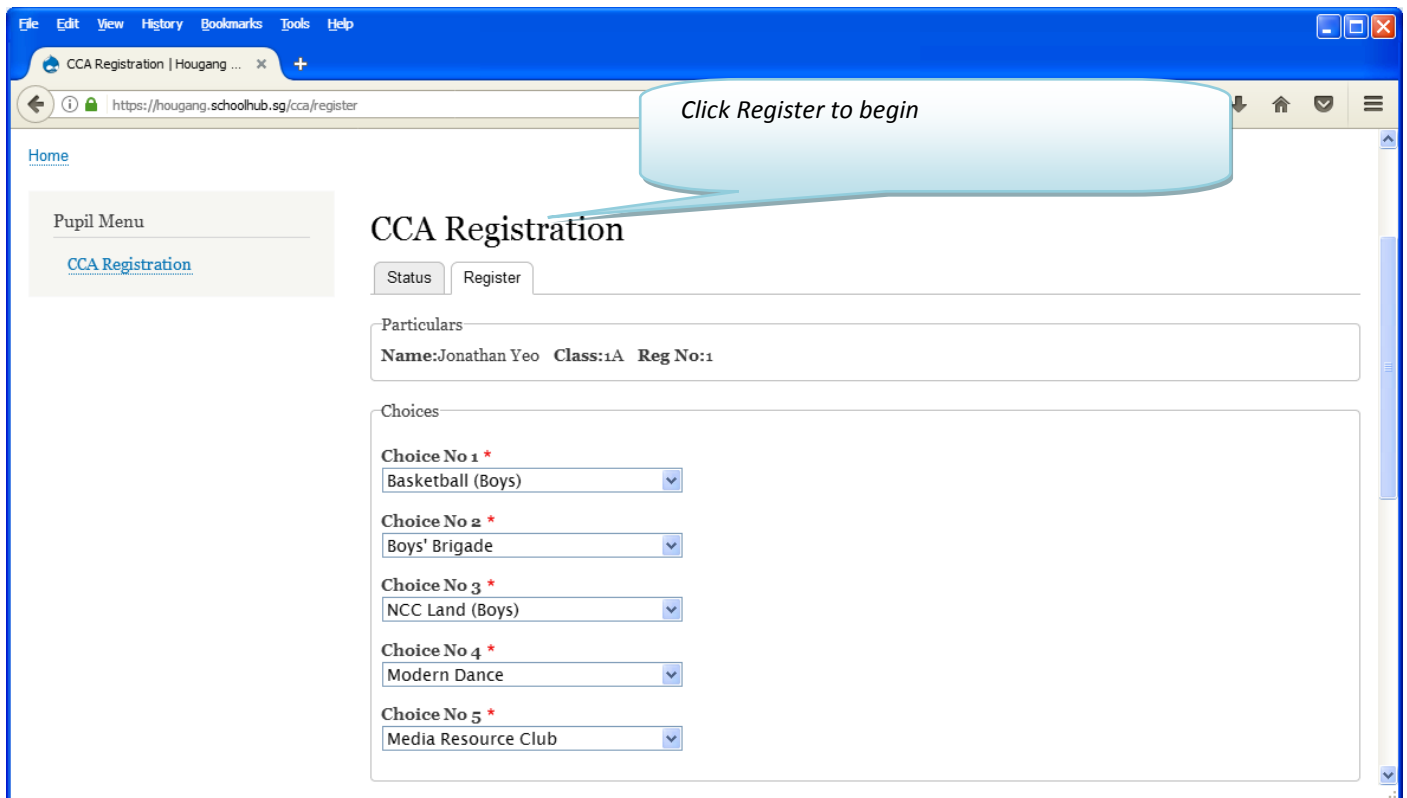


Steps

- Click on CCA Registration button to begin

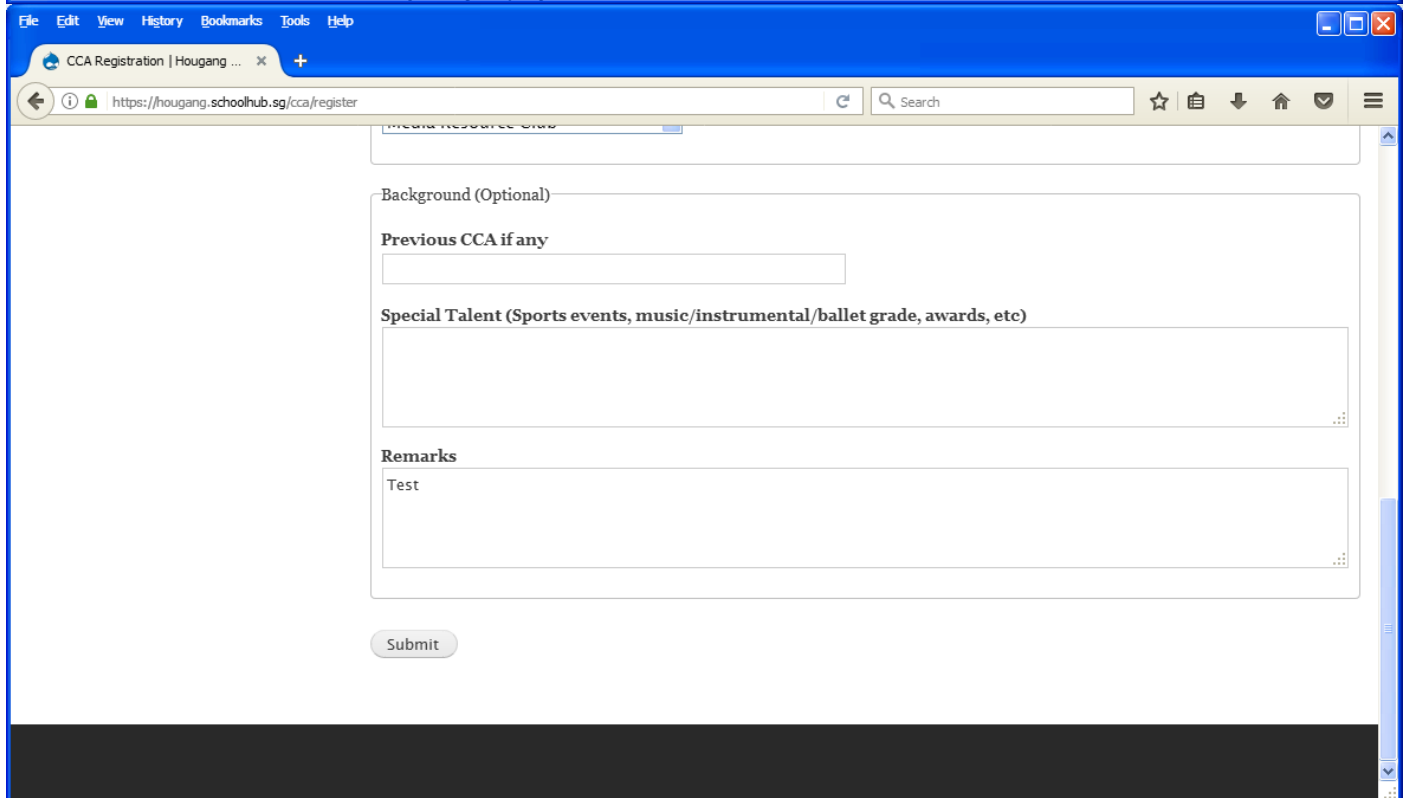
CCA REGISTRATION

If you have not registered, you will see this message: "You have not submitted yet".



The screenshot shows a web browser window with the URL <https://hougang.schoolhub.sg/cca/register>. The page title is "CCA Registration". There are two tabs: "Status" and "Register", with "Register" selected. A callout bubble points to the "Register" tab with the text "Click Register to begin". The form contains the following fields:

- Particulars:** Name: Jonathan Yeo, Class: 1A, Reg No: 1
- Choices:**
 - Choice No 1 *: Basketball (Boys)
 - Choice No 2 *: Boys' Brigade
 - Choice No 3 *: NCC Land (Boys)
 - Choice No 4 *: Modern Dance
 - Choice No 5 *: Media Resource Club



The screenshot shows the "Background (Optional)" section of the CCA Registration form. It includes the following fields:

- Previous CCA if any:** A text input field.
- Special Talent (Sports events, music/instrumental/ballet grade, awards, etc):** A large text area.
- Remarks:** A text input field containing the word "Test".

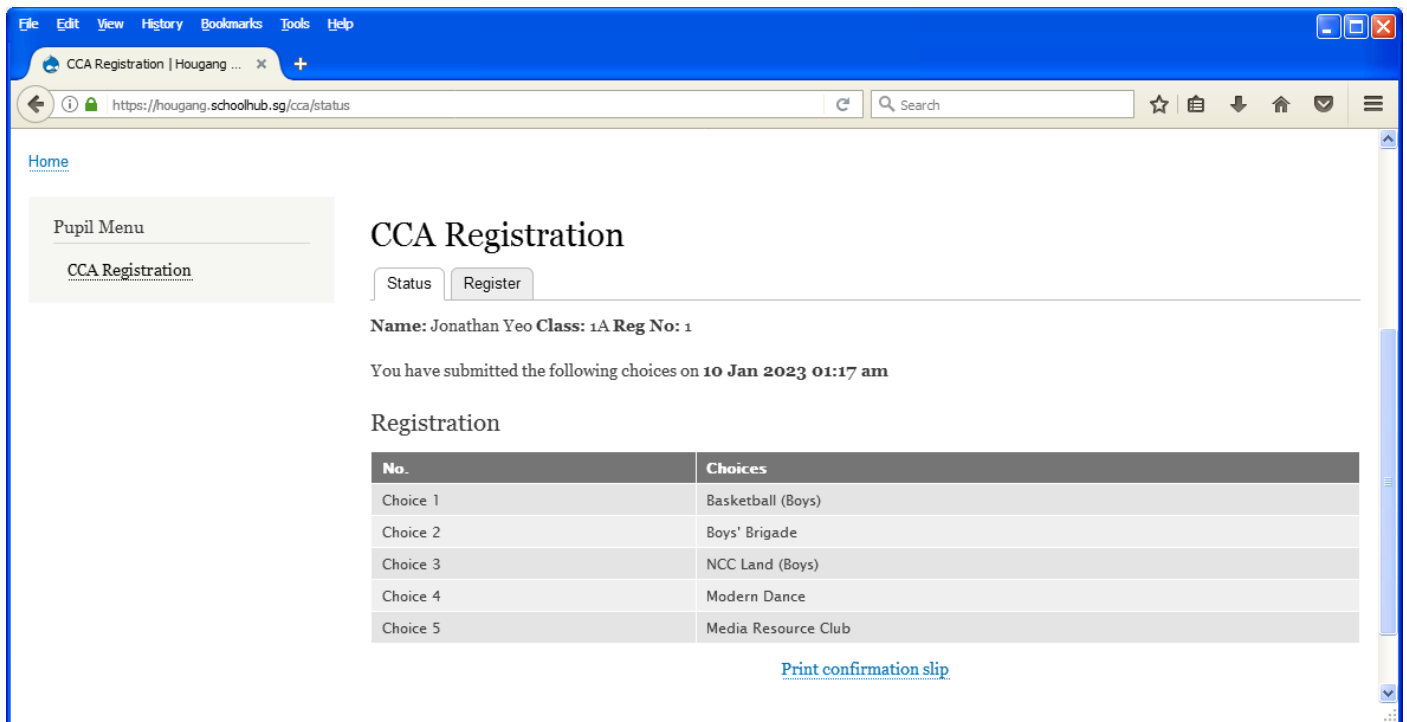
A "Submit" button is located at the bottom of the form.

Steps

- Click on Register tab to begin
- Click Submit to Confirm

PRINT CONFIRMATION SLIP

Once you have clicked Submit, you will be redirected to the Status Tab where your choices will be displayed.



CCA Registration | Hougang ... x

https://hougang.schoolhub.sg/cca/status

Home

Pupil Menu

CCA Registration

CCA Registration

Status Register

Name: Jonathan Yeo Class: 1A Reg No: 1

You have submitted the following choices on **10 Jan 2023 01:17 am**

Registration

No.	Choices
Choice 1	Basketball (Boys)
Choice 2	Boys' Brigade
Choice 3	NCC Land (Boys)
Choice 4	Modern Dance
Choice 5	Media Resource Club

[Print confirmation slip](#)

Steps

- Click Print Confirmation Slip button (to save a PDF copy of your submission)

